




"IN FOCUS"

Newsletter of the
Morgan Hill Photography Club

<http://www.morganhillphotographyclub.org/>



February 2014



Editor
Susan Brazelton
brzlttn@garlic.com

White Balance
Page 2

Member News
Page 3

Focus Groups
Page 4

Shoot-outs
Page 5

People Power
Page 6


"Chasing the Light"
Page 7

2014 Gallery Shows
Page 8

Yahoo Forum
Page 9

February Meeting

Image Share: What more can be said about our round-robin image share? It energizes the start of every meeting. People have an immediate opportunity to socialize by sharing a favorite photo and offering comments about others' photos. And in the process, we all learn something about one another. Even those who didn't bring an image are included in the conversations. No one is ever left out. As you can see from these photos, sharing is fun.



“Understanding White Balance”

Presented by MHPC president **George Ziegler**

Our eyes are very good at judging what is white (neutral) under different light sources and will adjust automatically. Digital cameras cannot make this same automatic adjustment and will produce unnatural color casts if white balance is not set correctly.



Incorrect White Balance


Correct White Balance

Most DSLR cameras offer a range of choices that cover usual lighting conditions: Sunlight, Cloudy, Shade, Incandescent, Fluorescent, and Flash. For each shot, the photographer has the option of choosing which white balance setting is best for the prevalent conditions.

For example, since shaded light has a blue cast, by setting the white balance to “Shade” the camera will add warm light to

the exposure to counterbalance the blue. Or the photographer may choose “Auto” and let the camera select the proper white balance for each shot.

One of the advantages of shooting in “RAW” is that white balance can easily be adjusted in post processing.



Be aware of these issues

Auto White Balance (35000K to 8000K): AWB attempts to neutralize the color so it is not appropriate for sunrise and sunsets.

Daylight (5200K): If using fill-flash, there is a mis-match in color temperatures.

Cloudy (6000K): Exact conditions may vary depending on the amount of clouds.

Shade (8000K): Only appropriate if there is a clear or nearly clear blue sky.

Fluorescent (2700K to 7200K): The presets may not match the actual light.

Flash (5400K): If using fill-flash in daylight, there is a mis-match in color temperatures.

The best method for setting the correct white balance is to use a gray card or a white balance filter.

Member News & News for Members

Welcome to New Members

- Shae Collinge •Claudia DiTullio •Reno DiTullio
 - Shanna Thompson •Staten Johnston
- and returning members
- Kay Bravo •Jeff Bentz & •Anita Mason
- 2014 membership total: 131 (so far)

The Winter issue of *Morgan Hill Today* features a cover photo of El Toro taken by **Susan Brazelton** (this editor), a two page spread of photos taken by MHPC paparazzi, and a feature article on club members **John and Linda Tarvin**.

Read the online version at: <http://www.morganhilltoday.net/>

Print copies are available at the CCC, the CRC, BookSmart, the library, and many other Morgan Hill locations.



If you have a photography-related announcement or interesting story to tell, don't be shy, speak up at the general meeting during "Open Mike," make the announcement on the Yahoo Forum, and/or send the info to this editor for inclusion in the newsletter.



Who won the *ExpoDisc 2.0*, a professional white balance filter?

Veronica Gilbert won a lens cleaning kit in the prize drawing held at the end of the meeting.



2014 Dues Are Now Due

For just \$20 you get to

- Join a Focus Group,
- Display your photos in a club gallery show
- Share your photos on the MHPC Flickr sites
- Ask & answer questions on the Yahoo Discussion Forum
- Participate in shoot-outs (also open to guests)
- Use *express check-in* at meetings
- Have a link to your website, blog, or Flickr page included on the club's website
- Submit images for critique by a camera club competition judge.

**21 March 2014
(Friday)**

is the cut-off date to maintain your club membership and be included in the **2014 membership directory**.

Returning members may pay at the March meeting or send a check & membership application to
"Morgan Hill Photography Club"

**17145 Munro Way
Morgan Hill, CA 95037**

Focus Groups Review

Focus Groups are self directing, with the members deciding where and when to meet and how they want to pursue their interest. Each group has a facilitator who is the contact person for the group and helps organize the meetings and activities. If you are interested in joining a Focus Group (must be a member of the club), please contact the facilitator.

Compact Cameras - Dan Gregg: dwgdvm@aol.com

Join members of this group on Thursday, 20 February for a shoot-out in downtown Gilroy. Then come to the March meeting to review the photos and learn more about using a compact camera.

View P&S photos on the group's Flickr site:

<http://www.flickr.com/groups/1605480@N21/>

Meets every second Thursday at 7:00pm

Lightroom - George Ziegler: George@gwzphotography.com

Learn how to use the many tools and modules in Adobe Lightroom 5.

Meets every third Thursday at 7:00pm

Macro Photography - Susan Brazelton: brzltn@garlic.com

Macro-ites are working on self-assigned projects.

View their photos at: <http://www.flickr.com/groups/mhpc-macrofocusgroup/>

Night Photography - Susan Brazelton: brzltn@garlic.com

Photograph the full moon on Saturday, 15 March. Details to follow.

View night photos on Flickr: <http://www.flickr.com/groups/mhpc-night-focusgroup/>

iPhoneography - Michael Sue BrownKorbel: mbrownkorbel@yahoo.com

Members post smartphone photos on the group's Flickr page with information on the apps used to process the photos and turn them into works of art. No regular meetings.

View Photos at: <http://www.flickr.com/groups/1945737@N22/>

Photographing People - Noella Vigeant: nvigeant@gmail.com

Thirteen photographers and eight "models" met at a Morgan Hill school (thank you **Didi Wake**) to practice their photographic skills. The equipment, including multiple studio lights and backgrounds, was shared with anyone who wanted to try them out. **Monique Riso** provided makeup services for the models. **Ali Adams** tried out her new 'mattress' light – which is the size of a bed. **Dominic Godfrey** used his 12'x20' background set and **Lance Trott** continued on with his "rimlight" setup. A good time was had by all and another session is planned.

Contact **Larry Campbell** to join this group: Larrycam@pacbell.net



©Dan Gregg



©Larry Campbell



©Dave Kutilek

Designing Your Wordpress Website

Barbi Kutilek: BK@ImagesbyBK.com

This new focus group has met twice and members are well on their way to creating unique, personalized websites. With Barbi's guidance, the goal is to have the websites built and "go live" by March First.

Videography - David Fredericks: david@dosgatos.net

The Video Focus Group held its first meeting on January 21. Eight members attended and each discussed his/her current video activity and the camera used. Attendees also made requests for future topics; high on the list were hybrid presentations, audio, editing techniques, and basic camera settings. Each attendee is to make a one minute, unedited video to share at the next meeting. At that meeting, we will discuss the short videos, optimum shutter speed for video, and a survey of NLE (Non-linear editing) software. **Next meeting: Tuesday, 18 February**

Shoot-outs

Like all the activities in the club, shoot-outs don't magically happen. Each one involves time and effort to organize, promote and carry-out. Without members who are willing to take on this responsibility and plan these events, we'd all be lonely shooters.

As set by the Executive Board, the framework for shoot-outs states: Over a span of time, shoot-outs should be held on various days of the week, at various times of the day, at locations within reasonable driving distance, and provide diverse photographic subjects. The committee added that the essential elements of every shoot-out should include:

- A. A leader or co-leaders who determine the location and best date & time
- B. A social aspect which could include a group photo and a restaurant meal or picnic.
- C. An educational component which might mean gear recommendations, practice on a specific skill or aspect of photography, and resource material.

The 2014 Shoot-out Committee includes: **Barbi Kutilek** (Chair), **Susan Brazelton**, **Ed Honesto**, **Duane Middlebush**, **Rodney Myatt**, **Jean Myers**, **Sharon Russell**, **Jose Vigano**, **Mark Grzan**, **John Hopkins**, **Mike McElvy** & **Rick Rasmussen**.

R.S.V.P.

For all shoot-outs, we ask that you R.S.V.P. the leader so he/she knows who and how many to expect. This also allows the leader to notify participants of last minute changes.

Scheduled Shoot-outs

Thursday 20 February -Downtown Gilroy-

Morning Leader **Dan Gregg**: dwgdvm@me.com Afternoon Leader: **Roy Hovey**: chessnjava@mac.com
Join members of the Compact Camera Focus Group for a photographic walk through downtown Gilroy. Two starting times:

8:00AM - 11:00AM Meet at the Catholic Church on First Street & Monterey
4:00PM - 6:00PM Meet at the corner of Fourth Street & Monterey

Monday, 24 February - Light Painting I

Leader **Barbi Kutilek**: BK@ImagesbyBK.com

6:30PM - 8:30PM

Want to create a multicolored ORB? How about lighting flowers? Or trees? Or even a car? This is the shoot-out for you. Don't know how to Lightpaint... don't worry! There will be demonstrations and lots of help. We will have fun using several types of flashlights, gels, glow sticks and MORE to "paint with light" in the back yard and around the house.

Ben Willmore has great examples on his website. <http://digitalmastery.com/lightpaintbook/>



©Barbi Kutilek

Saturday, 15 March - Full Moon Rising

Leader **Susan Brazelton**: brzltn@garlic.com

6:00PM - 8:00PM

Catch the full moon as it first appears over the eastern hills during the magical twilight hour, and then moon light reflections in Coyote Creek.

Monday, 24 March - Light Painting II

Leader **Jean Myers**: dosriosjean@gmail.com

8:00PM - 10:00PM

Continue your creative lightpainting in a garden and grape vineyard.

View photos from previous club shoot-outs, including the recent Yosemite trip at:

<http://www.flickr.com/groups/mhphotoclubshoot-outs/>

Full details for each shoot-out will be emailed to all members.

Executive Board

George Ziegler

President
Web Master

Noella Vigeant

Program Director

Barbara Dawson

Treasurer

Nichole Larson

Membership &
Marketing Director

Susan Brazelton

Past President
Newsletter Editor

Rodney Myatt

Logistics Director

Barbi Kutilek

Shoot-out Chair

Mark Grzan

Ali Adams

Members-at-large

Michael Sue

BrownKorbel

Photo Diva

Noël Calvi

Adjunct

Show your club spirit
by having the
logo embroidered on
your favorite shirt or
jacket



©Mike Winn

People Power

This club runs on *People Power*. If no one contributed his or her time, expertise, talents, or knowledge, nothing would happen: no shoot-outs, no Focus Groups, no Flickr sites; just a bunch of befuddled photographers floundering around wondering what to do and where to go.

Top Ten Ways to get the most out of your membership & support the success of your club.

- 1. *Join a Focus Group:** As the club grew in size, focus groups were established so members could delve more deeply into a particular area of interest. The groups also allow members to learn and get to know each other in a small-group setting.
 - 2. Participate in a shoot-out** and ride or drive a carpool: another excellent way to practice in the field and get to know other members.
 - 3. *Submit a photo to a Gallery Show** We have three more scheduled this year (see page 8).
 - 4. *Join the Shoot-out Committee:** Plan and possibly lead a club shoot-out to one of your favorite locations: meets four times a year.
 - 5. *Join the Community Connections Committee.** Plan community service projects, possibly connect with local schools, and promote the club within the MH/Gilroy community (a float in the parade maybe?)
 - 6. *Join the Executive Board** as a member-at-large. A new position will open up in June. Job description includes attending the board meetings (7-9PM on the second Wednesday of the month), expressing your opinion, and assisting with activities as needed. Every meeting includes laughter.
 - 7. Help set up before the general meetings:** move tables and chairs, arrange name badges, and distribute materials.
 - 8. *Assist at the sign-in table:** greet and assist guests by offering information about the club and answering questions.
 - 9. *Create your own club project:** Whatever your interest might be, the members of the Executive Board will help you get it going.
 - 10. *Participate in the monthly theme projects** by posting new photos on the club's Flickr site.
 - 11. Attend the General Meetings and bring a friend.**
- *Available to members only.**

Become more involved

Contact **George Ziegler:** George@gwzphotograph.com

The guest column this month was written by **Mark Grzan**. If you would like to submit an article for **In Focus**, contact this editor: sbrzlt@garlic.com

Chasing the Light

Last October, I ventured into the Eastern Sierra's, specifically the Bishop Area and Owens Valley, for its great fall color. It is a terrific place for landscape photographers. In the fall the trees virtually explode with color, first at the higher elevations and then lower. It was during this trip that I came to understand the meaning of chasing the light, literally.

We all know that the best time for landscape images is at sunrise and sunset. One late afternoon, I found myself along a country road and spotted a cluster of trees that were a glorious yellow. It wasn't a mixture of yellow, but a single vibrant hue. I set up my tripod, took a few shots and then bam! the sun set like a hammer. But I could see that there was still light down the road. I quickly packed up and raced to the next set of trees, and got a few shots. The sun again set and the light was gone. As the sun was setting in the west, the long shadow cast by the towering Sierra Mountains was racing to the east. I got back in the car and sprinted once again to the next grove. I then realized that when photographers say they "chased the light," this is what they mean. It was exactly what I was doing. – chasing the light. Soon after, the sun set over the valley and I was done for the day.

The Eastern Sierras are a wonderful place for fall color. **Parcher's Resort** in Bishop tracks the seasonal change. You can call them at 760-873-417. They also have a website at <http://parchersresort.net/photography.htm>. They will tell you when the colors are near peak and then you too can be off to the races and chase the light.

Here is one shot I took of an eastern sierra mansion, f/22, 1/3s, ISO 124, Nikon 14-24@24mm, with a D800E on a tripod. I significantly enhanced it (if you can call it that) in Photoshop, ACR and Nik's Viviza 2 add-on. The trees in the background display the uniform, bright yellow color that dominates the area during the fall.

I shot the image at f/22, (could have shot at f/16 or 11) so I could keep both foreground and background in focus. Time was mid-morning. The sky was clear (darn). By late afternoon, this could be an even better shot with the sun to the left; all the more reason to return next year. Latitude 37°25'10.71"N Longitude 118°33'29.48"W near the corner of Old Sherwin Grade Road and Pine Creek Road, about a mile north of Bishop just off Highway 395 CA. (You can find this shack on Google Earth). In the late evenings, the sun strikes the trees and the entire valley seems to glow.



- **Mark Grzan** -

Flickr Theme Projects

February: "Faces"

The theme projects are meant to encourage members to practice & improve their photographic skills by getting out and shooting new photos.

Think of each theme as a new challenge.



©Hillary Craig



©Lisa Ponce



©Jill McElvy



©MS BrownKorbel

View all 5,000+ theme photos at:
<http://www.flickr.com/groups/mhphotoclub/>

2014 Gallery Shows

"Explosion of Color"

through 26 February

Community & Cultural Center (CCC)
17000 Monterey Rd.

"Antiques"

May - June
Morgan Hill House

"Machinery"

July - August
Morgan Hill House

"After Dark"

October - November
Centennial Recreation Center (CRC)

Gallery Shows

Gallery shows not only display the works of individual club members, they reveal to the community the creative power of photography, and the vast talent within our club. Every gallery show includes two social events: the "Hanging Party," for the committee members and the Artists' Reception for everybody.

Gallery Show Committee: **George Ziegler** (Chair), **Dan Gregg**, **Susan Brazelton**, **Lennie Randall**, **Diane Rocha**, **Lance Trott**, **Noella Vigeant & Satu Viitanen**.



Next Meeting
Wednesday, 5 March 2014



“Open Projector”

Ten members will present a photo (or two),
and explain where, when, why and how the images were created.

Learn from other members.

If you want to show & describe your images,
email them to:

submissions@morganhillphotographyclub.com
by 27 February 2014

Images must be full resolution & at least 1,920 pixels on the longest side.
Question? Ask George: George@gwzphotography.com

Yahoo Group Forum

Have you joined the Yahoo Forum yet? If not, you are missing out on important club business. Just go to the site and click on, “Join” You will need a Yahoo ID, and the site will take you through the steps to get one. It’s all free. Since only the club president is allowed to send an email to the entire membership, the site was created so a member could easily communicate with many other members.

Recent postings have included reminders of focus group meetings, a workshop at Bodie State Park, shoot-out opportunities, new domain names (like dot.photography), a link to inspirational photos, a notice for free HP ink cartridges, and more. The recent member trip to Yosemite originated on the Yahoo Forum.

Don’t miss out. **We urge all members to join now.**

Only club members may join the site and see the messages and files.

<http://tech.groups.yahoo.com/group/MHphotoclub/>



A Peek into the Future...

April

Pre-meeting New Member Orientation

6th Year Anniversary Celebration

Image Critique

Check the club website for
complete Calendar Information
and the Yahoo Forum
for last minute changes.

Once again...

21 March 2014

(Friday)

is the cut-off date to maintain your club
membership & all its privileges
(listed on pages 3 & 6)

Pay at the March meeting
or send a check & membership application
to

“Morgan Hill Photography Club”

17145 Munro Way

Morgan Hill, CA 95037

Download the application off the club’s website
<http://www.morganhillphotographyclub.org/>